
















Keyboard Shortcuts for JAWS

Introduction

The following list of keyboard shortcuts should be helpful to a wide array of individuals and can be used as a quick reference guide. First, this guide will help JAWS users navigate within Internet Explorer. Second, this guide will be helpful to increase the awareness of web content developers regarding keyboard shortcuts that would conflict with JAWS. Finally, programmers will find the keyboard commands typical for JAWS user a helpful reference.

Portions of this resource are adapted from the [Web Axe list of JAWS Keyboard Shortcuts](#).

Reading Text

Command	Description
	Say Prior Character
	Say Next Character
Num Pad 	Say Character
Num Pad  twice quickly	Say Character Phonetically
JAWS + 	Say Prior Word
JAWS + 	Say Next Word
JAWS + Num Pad 	Say Word
JAWS + Num Pad  twice quickly	Spell Word
	Say Prior Line
	Say Next Line
JAWS + 	Say Current Line
JAWS +  twice quickly	Spell Current Line
Alt + 	Say Prior Sentence
Alt + 	Say Next Sentence
Alt +Num Pad 	Say Current Sentence
JAWS + Home	Say to Cursor

JAWS + Page Up	Say from Cursor
JAWS + Home twice quickly	Spell to Cursor
JAWS + Page Up twice quickly	Spell from Cursor
JAWS + ↓	Say All
→	Fast Forward during a Say All
←	Rewind during a Say All
JAWS + 5	Say Color
Num Pad 5 three times quickly	Say ASCII or Hexadecimal Value
JAWS + F , twice quickly	Say Font
Ctrl + JAWS + ↓	Start Skim Reading
Ctrl + JAWS + Shift + ↓	Skim Reading dialog box
JAWS + Windows Key + ↓	Display Skim Reading Summary

Voice Rate

Command	Description
Ctrl + Alt + Page Down	Decrease Voice Rate
Ctrl + Alt + Page Up	Increase Voice Rate
Page Down	Decrease Voice Rate (when using SayAll)
Page Up	Increase Voice Rate (when using SayAll)

Regions, Headings, and Lists

Command	Description
R	Regions Quick Key
Q	Main Content Quick Key
H	Headings Quick Key
1-6	Headings level 1-6
JAWS + F6	List of Headings
L	List Quick Key
I	List Item Quick Key

Tables

Moving within tables

Command	Description
T	Table Quick Key
Ctrl + Alt + →	Cell to Right
Ctrl + Alt + ←	Cell to Left
Ctrl + Alt + ↓	Cell Below
Ctrl + Alt + ↑	Cell Above
Ctrl + Alt + Home	First Cell
Ctrl + Alt + END	Last Cell
Ctrl + Alt + Shift + ↑	First Cell in Column
Ctrl + Alt + Shift + ↓	Last Cell in Column
Ctrl + Alt + Shift + ←	First Cell in Row
Ctrl + Alt + Shift + →	Last Cell in Row

Table reading

Command	Description
Ctrl + Alt + Num Pad 5	Say Current Cell
JAWS + Shift + ↑	Read Current Row
JAWS + Shift + Home	Read from Start of Row
JAWS + Shift + Page Up	Read to End of Row
JAWS + Shift + Num Pad 5	Read Current Column
JAWS + Shift + End	Read from Top of Column
JAWS + Shift + Page Down	Read to Bottom of Column

Forms

Command	Description
F	Form Quick Key
B	Button Quick Key
Enter (in a form element)	Enter Forms Mode
Tab	Navigate to Next form Control
Shift + Tab	Navigate to Previous Form Control

Spacebar	Select and Deselect Checkboxes
Alt + ↓	Open Combo Box/Jump Menu
Ctrl + Shift or Ctrl + Spacebar	Select Multiple List Items
Ctrl + ↓	Unselect All But Current
↑ / ↓	Select Radio Button
↑ / ↓ or the First letter	Select Element in Combo Box
Enter (in forms mode)	Submit Form
+ key	Exit Forms Mode
JAWS + — key	Exit Forms Mode
JAWS + F5	List of Form Elements

Links

Command	Description
Tab	Jump from link/Form element next one
Shift + Tab	Jump from link/Form element next previous one
Ins + F3	Bring up a list of links within the page
U	Unvisited Link Quick Key
V	Visited Link Quick Key

Frames

Command	Description
Ctrl + Tab	Move from one frame to the next frame within the page.
Ctrl + Shift + Tab	Move from one frame to the previous frame within the page.
Ins + F9	Bring up a list of frames that are present within the page

Other Commands

Command	Description
Ctrl + F	Search for a word or a phrase
Ins + Esc	Refresh Screen, i.e. repaints all the currently displayed items on the screen
Ins + F5	Reformat documents, i.e. reformats multiple column pages to be more readable with speech.

JAWS +

F1

Help with current element