

# Keyboard Shortcuts for NVDA

## Note:

An article on [Using NVDA to Evaluate Web Accessibility](#) is also available.







## Introduction

The following list of keyboard shortcuts should be helpful to a wide array of individuals and can be used as a quick reference guide. First, this guide will help NVDA users navigate within Mozilla Firefox. Second, this guide will be helpful to increase the awareness of web content developers regarding keyboard shortcuts that would conflict with NVDA. Finally, programmers will find the keyboard commands typical for NVDA users a helpful reference.

## Note

The **NVDA** key is set to the **Insert** key by default, but it can be changed to the **Caps Lock** key while installing NVDA .

## Reading Text

Command	Description
 or <b>Numpad 1</b>	Say Prior Character
 or <b>Numpad 3</b>	Say Next Character
<b>Numpad 2</b>	Say Current Character
<b>Numpad 5</b>	Say Word
<b>Numpad 5</b> twice quickly	Spell Word
<b>Ctrl</b> +  or <b>Numpad 4</b>	Say Prior Word
<b>Ctrl</b> +  or <b>Numpad 6</b>	Say Next Word
 or <b>Numpad 7</b>	Say Prior Line
 or <b>Numpad 9</b>	Say Next Line

<b>NVDA</b> + <b>↑</b> or <b>Numpad 8</b>	Say Current Line
<b>NVDA</b> + <b>↑</b> twice quickly	Spell Current Line
<b>NVDA</b> + <b>↓</b> or <b>Numpad +</b>	Read all starting at current position
<b>Shift</b> + <b>Numpad 7</b>	Top line
<b>Shift</b> + <b>Numpad 9</b>	Bottom Line
<b>Shift</b> + <b>Numpad 1</b>	Start of Line
<b>Shift</b> + <b>Numpad 3</b>	End of Line

## Voice Rate

---

Command	Description
<b>Ctrl</b> + <b>NVDA</b> + <b>↓</b>	Decrease Voice Rate
<b>Ctrl</b> + <b>NVDA</b> + <b>↑</b>	Increase Voice Rate
<b>Ctrl</b> + <b>NVDA</b> + <b>←</b> / <b>→</b>	Change Voice Settings (Inflection, Pitch, etc.)

## Headings, Regions, and Lists

---

Command	Description
<b>H</b>	Headings Quick Key
<b>1-6</b>	Headings level 1-6
<b>D</b>	Region/Landmark Quick Key
<b>L</b>	List Quick Key
<b>I</b>	List Item Quick Key

## Tables

---

Command	Description
<b>T</b>	Table Quick Key
<b>Ctrl</b> + <b>Alt</b> + <b>→</b>	Cell to Right
<b>Ctrl</b> + <b>Alt</b> + <b>←</b>	Cell to Left
<b>Ctrl</b> + <b>Alt</b> + <b>↓</b>	Cell Below
<b>Ctrl</b> + <b>Alt</b> + <b>↑</b>	Cell Above

## Forms

---

Command	Description
<b>F</b>	Form Quick Key
<b>B</b>	Button Quick Key
<b>Enter</b> or <b>NVDA</b> + <b>Space</b> (in a form element)	Enter Focus/Forms Mode
<b>NVDA</b> + <b>Space</b>	Enter Browse Mode
<b>Tab</b>	Navigate to Next form Control
<b>Shift</b> + <b>Tab</b>	Navigate to Previous Form Control
<b>Spacebar</b>	Select and Deselect Checkboxes
<b>Alt</b> + <b>↓</b>	Open Combo Box/Jump Menu/Auto-complete Menu
<b>↑</b> / <b>↓</b>	Select Radio Button
<b>↑</b> / <b>↓</b> or the <b>First letter</b>	Select Element in Combo Box
<b>X</b>	Checkbox
<b>C</b>	Combo Box
<b>R</b>	Radio Button
<b>Enter</b> (in forms mode)	Submit Form

## Links

Command	Description
<b>Tab</b>	Jump to next link/form element
<b>K</b>	Next link
<b>Shift</b> + <b>Tab</b>	Jump to previous link/form element
<b>NVDA</b> + <b>F7</b>	Elements List - lists page links, headings, and landmarks
<b>U</b>	Unvisited link Quick Key
<b>V</b>	Visited link Quick Key

## Other Commands

Command	Description
<b>Ctrl</b> + <b>F</b>	Search for a word or a phrase
<b>NVDA</b> + <b>1</b>	Keyboard help

<b>G</b>	Next graphic
<b>Ctrl</b> + <b>↑</b> / <b>↓</b>	Previous/Next paragraph
<b>Q</b>	Blockquote
<b>NVDA</b> + <b>F2</b>	Next key you hit ignores NVDA and is a normal Windows key
<b>NVDA</b> + <b>2</b>	Speaks characters typed
<b>NVDA</b> + <b>3</b>	Speaks words typed
<b>NVDA</b> + <b>B</b>	Reads the entire foreground window (useful for reading a dialog box)
<b>NVDA</b> + <b>T</b>	Announces the title of the current foreground window
<b>NVDA</b> + <b>Q</b>	Quit NVDA